

## 24B Metal hoods/housings - for high voltage inserts(HVE Series)

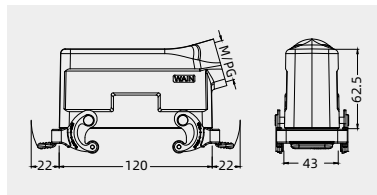
Degree of protection: IP67

### Hoods, side entry



Thread	Designation	Order No.
M25	WV24B-SE-2L/SC-M25	124 124 541 1001
M32	WV24B-SE-2L/SC-M32	124 124 541 1002
PG21	WV24B-SE-2L/SC-PG21	124 124 541 1003

Please refer to page 15-02 for choosing proper model of lock.

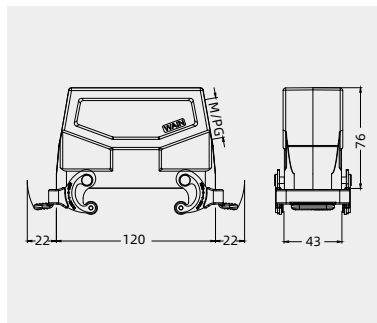


### Hoods, side entry, high construction



Thread	Designation	Order No.
M32	WV24B-SEH-2L/SC-M32	124 124 541 5001
M40	WV24B-SEH-2L/SC-M40	124 124 541 5002
PG21	WV24B-SEH-2L/SC-PG21	124 124 541 5003
PG29	WV24B-SEH-2L/SC-PG29	124 124 541 5004
	with sleeve	
M32	WV24B-SEH-2L/SC-M32 WS	124 124 541 5005
PG21	WV24B-SEH-2L/SC-PG21 WS	124 124 541 5011
PG29	WV24B-SEH-2L/SC-PG29 WS	124 124 541 5012

Please refer to page 15-02 for choosing proper model of lock.

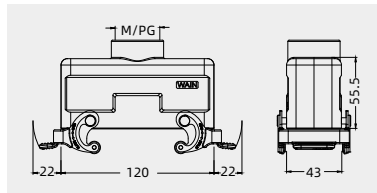


### Hoods, top entry



Thread	Designation	Order No.
M25	WV24B-TE-2L/SC-M25	124 124 441 1001
PG21	WV24B-TE-2L/SC-PG21	124 124 441 1002

Please refer to page 15-02 for choosing proper model of lock.

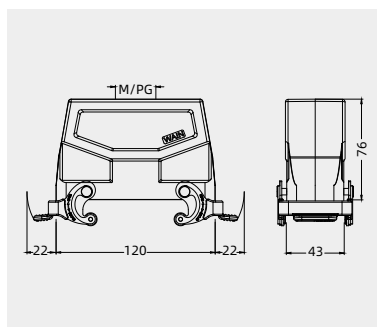


### Hoods, top entry, high construction



Thread	Designation	Order No.
M32	WV24B-TEH-2L/SC-M32	124 124 441 5001
M40	WV24B-TEH-2L/SC-M40	124 124 441 5002
PG21	WV24B-TEH-2L/SC-PG21	124 124 441 5003
PG29	WV24B-TEH-2L/SC-PG29	124 124 441 5004
	with sleeve	
M32	WV24B-TEH-2L/SC-M32 WS	124 124 441 5005
PG21	WV24B-TEH-2L/SC-PG21 WS	124 124 441 5011
PG29	WV24B-TEH-2L/SC-PG29 WS	124 124 441 5012

Please refer to page 15-02 for choosing proper model of lock.



### Bulkhead mounted housings



Thread	Designation	Order No.
---	WV24B-BK-4B	124 124 330 1101

